



Circular Pol

Ø 52 cm

Emiliana Martinelli

colori



Tipologia

Sospensione

Utilizzo

Interno

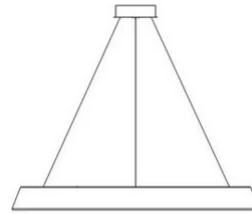
230V 26 W 3200 lm



luce diffusa

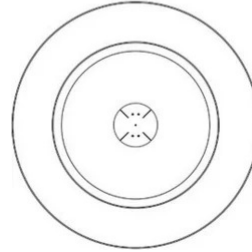
Apparecchio a sospensione a luce diffusa. Struttura stampata in rotazionale, materiale polietilene nel colore bianco. Sospeso con cavi in acciaio. Sorgente di luce LED integrato. Alimentatori elettronici dimmerabili Push/Dali.

Famiglia	Circular Pol
Tipologia	Sospensione
Utilizzo	Interno



Dimensioni

Altezza	10 cm
Diametro	52 cm
Lunghezza cavo alimentazione	400 cm
Peso	3 Kg

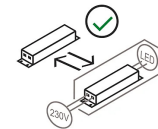
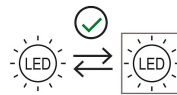


Materiali

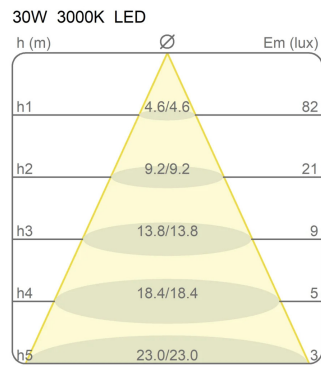
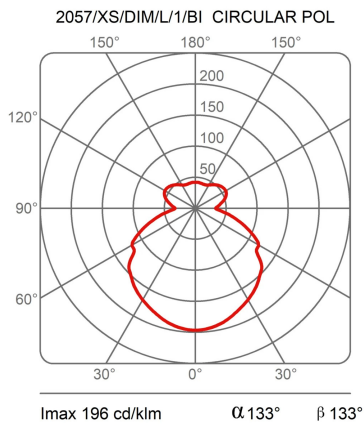
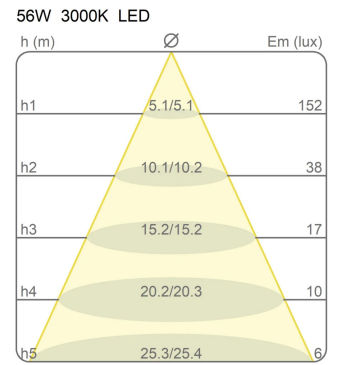
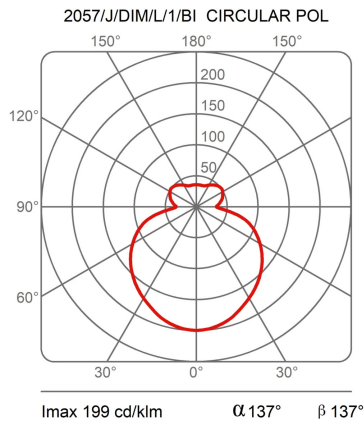
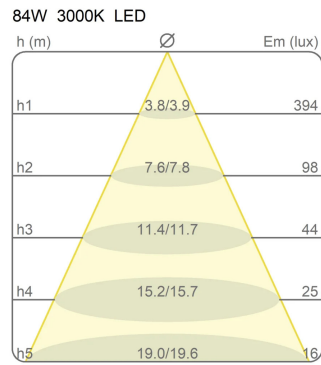
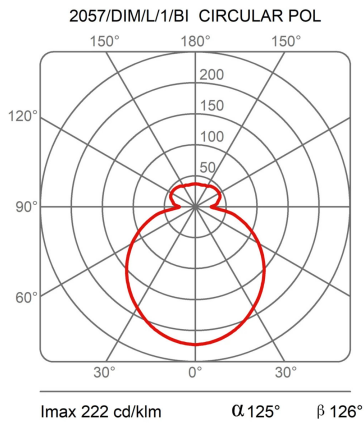
Struttura	polietilene	Rosone	alluminio
-----------	-------------	--------	-----------

Tensione	230V	Watt	26 W
Alimentatore	Incluso	Lumen	3200 lm
Montaggio alimentatore	Esterno	CRI	>80
Alimentazione	Alimentatore elettronico dimmerabile	Durata	50000 h
Dimmerazione	Push Dali2	CCT	3000 K
		Classe energetica	D

Certificazioni



Curve fotometriche



Codice varianti colore



2057/XS/DIM/L/1/BI



Bianco

Gallery

