



S23

For 230 V track

Studio Tecnico ML

colors



Typology Spotlight
Utilisation Indoor

12 W 350 lm



direct light

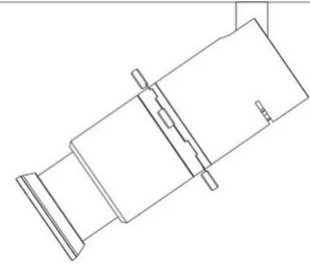
Adjustable direct-light shaper spotlight with adapter for 48V or 230V electrified track. The polymethylmethacrylate lens group offer a precise control of the light beam. Painted aluminium structure. Ideal for museums and retail applications. Equipped with externally adjustable metal wings that allow the shape of the light beam to be shaped and adjusted for circular, square and rectangular shapes.



Family	S23
Typology	Spotlight
Utilisation	Indoor

Dimensions

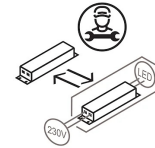
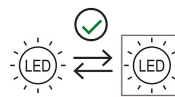
Lunghezza	14,5 cm
Diameter	5 cm
Weight	0.5 Kg



Materials

Watt	12 W
Lumen	350 lm
CRI	>90
Duration	50000 h
CCT	3000 K
Energy class	

Certifications



Colour variant code

2905/230/BI

2905/230/NE



White

Gallery



Accessories



5958
Power supply



5959
Power supply



5955
Electrified tracks



5957
Electrified tracks



5956
Electrified tracks



5965
Hanging cable with terminal canopy (3m)



5961
Joint



5960
Joint



5962
Joint



5963
Joint



5967
Ceiling connector



5964
Closed head