



# Light Module Eye

2 connections (90°) - medium beam

Emiliana Martinelli

colors



Typology Ceiling  
Utilisation Indoor

230V 11 W 2225 lm



direct light

**EYE, PREPARED FOR 2 CONNECTION MODULES (90°).**

Eye is a ceiling lamp with direct/swivel light. Painted aluminium structure. LED light source integrated. Complete of electronic driver.

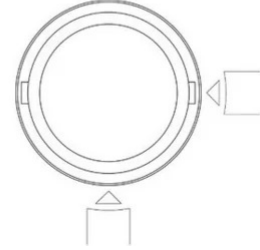


Family	Light module Eye
Typology	Ceiling
Utilisation	Indoor



**Dimensions**

Height	11 cm
Diameter	16 cm
Power supply cable length	0 cm
Weight	1.6 Kg

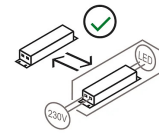
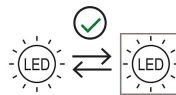


**Materials**

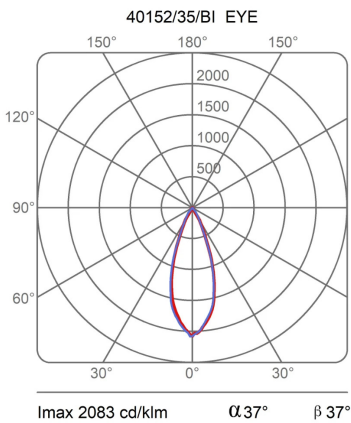
Structure	aluminium
-----------	-----------

Voltage	230V	Watt	11 W
Power unit	Included	Lumen	2225 lm
Mounting Power Supply	Indoor	CRI	>90
Power supply	Electronic power supply	CCT	3000 K
Non dimmable		Energy class	E

**Certifications**



**Photometric curves**



h (m)	Ø	Em (lux)
h1	0.7/0.7	2780
h2	1.3/1.3	695
h3	2.0/2.0	309
h4	2.7/2.7	174
h5	3.3/3.4	111



Colour variant code



40152/35/BI



White



40152/35/NE



Black



Accessories



**40157**  
Joint Eye



**40156**  
Joint Eye



**40155**  
Joint Eye