



S23

For 48 V track

Studio Tecnico ML

colors



Typology Spotlight

Utilisation Indoor

12 W 350 lm



direct light

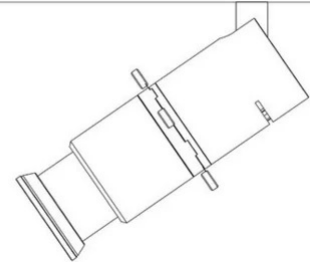
Adjustable direct-light shaper spotlight with adapter for 48V or 230V electrified track. The polymethylmethacrylate lens group offer a precise control of the light beam. Painted aluminium structure. Ideal for museums and retail applications. Equipped with externally adjustable metal wings that allow the shape of the light beam to be shaped and adjusted for circular, square and rectangular shapes.



Family	S23
Typology	Spotlight
Utilisation	Indoor

Dimensions

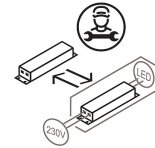
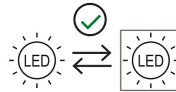
Lunghezza	14,5 cm
Diameter	5 cm
Weight	0.5 Kg



Materials

Watt	12 W
Lumen	350 lm
CRI	>90
Duration	50000 h
CCT	3000 K
Energy class	

Certifications



Colour variant code

2905/BI



White

2905/NE



Black

Gallery



Accessories



522
Driver 48 V



520
Electrified track



521
Electrified track



519
Electrified track



591J
Electrified track



592J
Electrified track



593J
Electrified track



526
Hanging cable



525
Joint



524
Joint



544
Joint



523
Terminal head