



Light Module Eye

3 connections - medium beam

Emiliana Martinelli

colors



Typology Ceiling
Utilisation Indoor

230V 11 W 2225 lm



direct light

EYE, PREPARED FOR 3 CONNECTION MODULES (T).

Eye is a ceiling lamp with direct/swivel light. Painted aluminium structure. LED light source integrated. Complete of electronic driver.

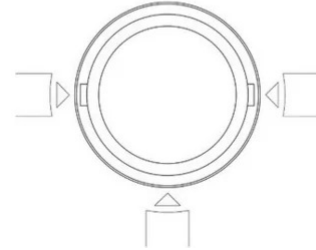


Family	Light module Eye
Typology	Ceiling
Utilisation	Indoor



Dimensions

Height	11 cm
Diameter	16 cm
Power supply cable length	0 cm
Weight	1.6 Kg



Materials

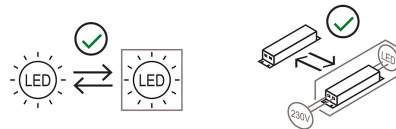
Structure	aluminium
-----------	-----------

Voltage	230V	Watt	11 W
Power unit	Included	Lumen	2225 lm
Mounting Power Supply	Internal	CRI	>90
Power supply	Electronic power supply	Duration	50000 h
Non dimmable		CCT	3000 K
		Energy class	E

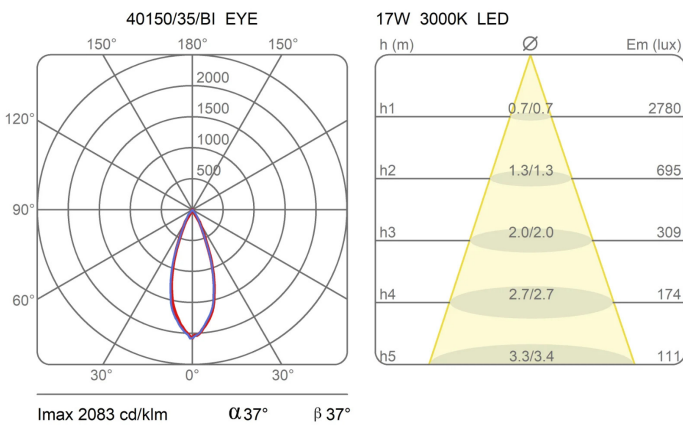
Certifications



EcoLabel



Photometric curves





Colour variant code



40150/35/BI



White



40150/35/NE



Black



Accessories



40156
Joint Eye



40157
Joint Eye



40155
Joint Eye
