



Circular Pol

Ø 150 cm

Emiliana Martinelli

colori



Tipologia Sospensione
Utilizzo Interno

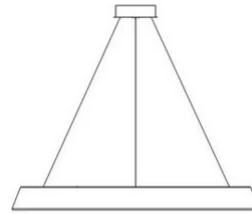
230V 96 W 15584 lm



luce diffusa

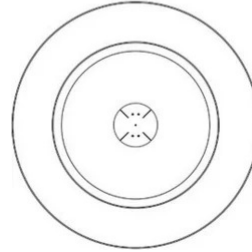
Apparecchio a sospensione a luce diffusa. Struttura stampata in rotazionale, materiale polietilene. Sospeso con cavi in acciaio. Sorgente di luce LED integrato. Alimentatori elettronici dimmerabili Push/Dali.

Famiglia	Circular Pol
Tipologia	Sospensione
Utilizzo	Interno



Dimensioni

Altezza	14 cm
Diametro	150 cm
Lunghezza cavo alimentazione	400 cm
Peso	16 Kg

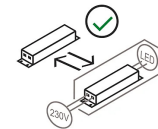
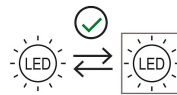


Materiali

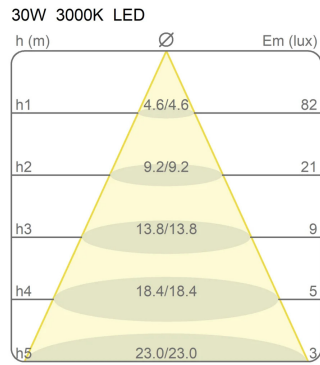
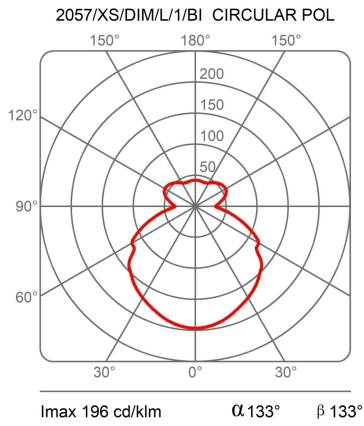
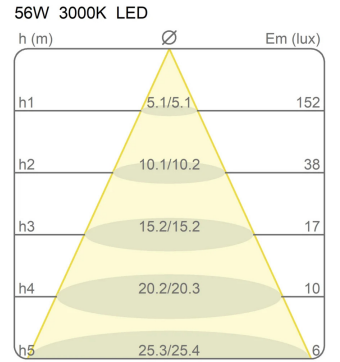
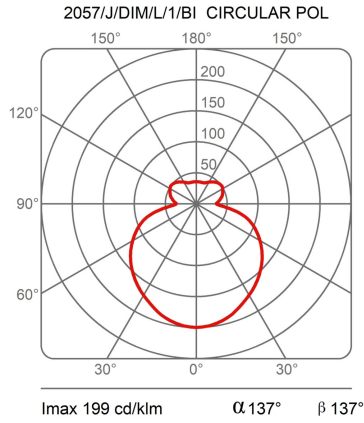
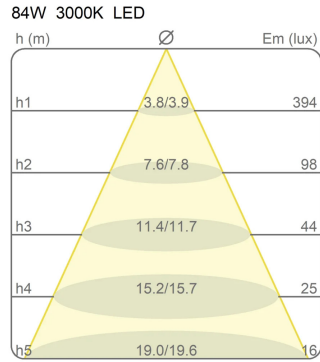
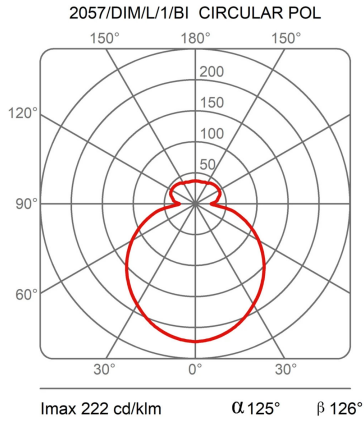
Struttura	polietilene	Rosone	alluminio
-----------	-------------	--------	-----------

Tensione	230V	Watt	96 W
Alimentatore	Incluso	Lumen	15584 lm
Montaggio alimentatore	Interno	CRI	>80
Alimentazione	Alimentatore elettronico dimmerabile	Durata	50000 h
Dimmerazione	Push Dali2	CCT	3000 K
		Classe energetica	D

Certificazioni



Curve fotometriche



Codice varianti colore



2057/DIM/L/1/BI



Bianco

Gallery

